

Absolutní pořadí in total

Women EQUIP

Pl.	Lifter / BY / BW / Lot	Team, nation	Benchpress				Total	GB+F/MCr	D	
			1	2	3	BP				
1.	HUDÍKOVÁ Zdenka / 1980 / 82,0 / 21	SVK	140,0	150,0	-155,0	150,0	1.	150,0	118,4175	O

Women RAW

Pl.	Lifter / BY / BW / Lot	Team, nation	Benchpress				Total	GB+F/MCr	D	
			1	2	3	BP				
1.	HERČKOVÁ Miroslava / 1979 / 64,9 / 7	SVK	95,0	-102,5	102,5	102,5	1.	102,5	95,0944	O
2.	VOITEK Bianca / 1985 / 60,0 / 35	CZE	-75,0	-77,5	77,5	77,5	2.	77,5	76,5390	O
3.	NOVOTNÁ Dominika / 1988 / 59,0 / 2	CZE	72,5	-75,0	-75,0	72,5	3.	72,5	72,5725	O

Women Masters RAW

Pl.	Lifter / BY / BW / Lot	Team, nation	Benchpress				Total	GB+F/MCr	D	
			1	2	3	BP				
1.	ŽÁKOVSKÁ Alena / 1962 / 56,0 / 27	CZE	57,5	62,5	65,0	65,0	1.	65,0	79,0493	M3

Teens EQUIP

Pl.	Lifter / BY / BW / Lot	Team, nation	Benchpress				Total	GB+F/MCr	D	
			1	2	3	BP				
1.	ADAMOVI Miroslav / 1997 / 89,3 / 9	SVK	250,0	270,0 ^{WR}	-280,0	270,0 ^{WR}	1.	270,0	175,8842	T3
2.	HERÁK Marek / 1995 / 59,5 / 28	SVK	180,0	-185,0	-185,0	180,0	2.	180,0	157,1825	T3
3.	GABRIEL Dominik / 1998 / 104,2 / 32	SVK	140,0	160,0	-170,0	160,0	3.	160,0	98,8762	T2
4.	BORCHA Denis / 2000 / 125,3 / 36	SVK	-130,0	140,0	150,0 ^{WR}	150,0 ^{WR}	4.	150,0	96,4898	T1

Teens RAW

Pl.	Lifter / BY / BW / Lot	Team, nation	Benchpress				Total	GB+F/MCr	D	
			1	2	3	BP				
1.	MERTVÍK Július / 1996 / 91,9 / 19	SVK	160,0	170,0	175,0	175,0	1.	175,0	110,1100	T3
2.	GORZEDOWSKI Mateusz / 1998 / 95,8 / 11	POL	155,0 ^{WR}	165,0 ^{WR}	170,0 ^{WR}	170,0 ^{WR}	2.	170,0	108,7922	T2
3.	BORCHA Denis / 2000 / 125,3 / 23	SVK	110,0	120,0 ^{WR}	-125,0	120,0 ^{WR}	3.	120,0	77,1918	T1

Juniors EQUIP

Pl.	Lifter / BY / BW / Lot	Team, nation	Benchpress				Total	GB+F/MCr	D	
			1	2	3	BP				
1.	BUDA Richárd / 1993 / 117,7 / 33	HUN	350,0 ^{WR}	-370,0	#	350,0 ^{WR}	1.	350,0	195,5916	J
2.	KOVÁČ Gabriel / 1995 / 80,7 / 24	SVK	250,0	-260,0	#	250,0	2.	250,0	168,4050	J
3.	ČABA Miroslav / 1993 / 89,8 / 10	SVK	240,0	250,0	255,0	255,0	3.	255,0	157,7751	J
-.	HEUER Marcus / 1992 / 99,3 / 20	GER	-292,5	-310,5	#	0,0	-.	0,0	0,0000	J

Juniors RAW

Pl.	Lifter / BY / BW / Lot	Team, nation	Benchpress				Total	GB+F/MCr	D	
			1	2	3	BP				
1.	RIZMAYER Dávid / 1995 / 74,0 / 40	HUN	-150,0	150,0	155,0	155,0	1.	155,0	111,0286	J
2.	ŠKOP Robert / 1994 / 98,3 / 15	CZE	-175,0	175,0	185,0	185,0	2.	185,0	110,5027	J
3.	WEINFURT Václav / 1992 / 81,6 / 1	CZE	140,0	147,5	-152,5	147,5	3.	147,5	95,7644	J

Men EQUIP

Pl.	Lifter / BY / BW / Lot	Team, nation	Benchpress				Total	GB+F/MCr	D	
			1	2	3	BP				
1.	CSEPREGI Zoltán / 1975 / 98,0 / 2	HUN	350,0 ^{WR}	357,5 ^{WR}	#	357,5 ^{WR}	1.	357,5	209,6201	M1
2.	BOLF Petr / 1987 / 115,0 / 5	CZE	340,0	347,5	-355,0	347,5	2.	347,5	193,2969	O
3.	KRATOCHVÍL Jaromír / 1978 / 103,5 / 3	CZE	300,0	310,0	-315,0	310,0	3.	310,0	177,8005	O
4.	FUNTÍK Peter / 1978 / 130,6 / 14	SVK	320,0	-350,0	#	320,0	4.	320,0	172,7072	O
5.	GAMEIRO Steeve / 1978 / 97,2 / 26	FRA	275,0	-290,0	-300,0	275,0	5.	275,0	161,8512	O
6.	LAZAR Štefan / 1978 / 122,0 / 6	CZE	250,0	260,0	-270,0	260,0	6.	260,0	142,7010	O
7.	HRON Petr / 1977 / 109,6 / 22	CZE	230,0	235,0	237,5	237,5	7.	237,5	133,7362	O

8.	MYŠÁK Petr / 1981 / 100,1 / 17	CZE	220,0	230,0	-235,0	230,0	8.	230,0	133,6415	O
9.	PÓL Vlastimil / 1978 / 120,0 / 15	CZE	230,0	-242,5	-250,0	230,0	9.	230,0	126,7185	O
10.	BABIŠ Kamil / 1991 / 92,6 / 18	CZE	175,0	-180,0	-180,0	175,0	10.	175,0	105,4638	O
-.	MIHÁLY Peter / 1958 / 161,0 / 1	SVK	-380,0	#	#	0,0	-.	0,0	0,0000	M4
-.	FREYDED Rankyn / 1975 / 188,0 / 9	ESP	-300,0	-305,0	-305,0	0,0	-.	0,0	0,0000	M1

Men RAW

Pl.	Lifter / BY / BW / Lot	Team, nation	Benchpress				Total	GB+F/MCr	D	
			1	2	3	BP				
1.	VDOVYCHENKO Iaroslav / 1984 / 114,9 / 19	UKR	230,0	242,5	#	242,5	1.	242,5	134,9149	O
2.	BOHOVIČ Erik / 1974 / 140,0 / 25	SVK	220,0	230,0	-240,0	230,0	2.	230,0	122,1691	M1
3.	SLUNSKÝ Alexandr / 1983 / 144,3 / 12	CZE	220,0	230,0	-240,0	230,0	3.	230,0	121,3376	O
4.	FREYDED Rankyn / 1975 / 188,0 / 23	ESP	225,0	240,0	242,5	242,5	4.	242,5	120,5310	M1
5.	FERENC Michal / 1988 / 112,0 / 8	SVK	190,0	200,0	205,0	205,0	5.	205,0	114,7488	O
6.	SZABÓ Róbert / 1989 / 74,4 / 24	HUN	150,0	160,0	165,0	165,0	6.	165,0	114,2872	O
7.	STRUHÁR Slavomír / 1991 / 123,8 / 10	SVK	200,0	205,0	207,5	207,5	7.	207,5	113,4714	O
8.	GAZDÍK Tomáš / 1983 / 74,1 / 13	SVK	150,0	160,0	-165,0	160,0	8.	160,0	111,1520	O
9.	GALEČKA Šimon / 1987 / 88,1 / 4	CZE	157,5	162,5	167,5	167,5	9.	167,5	103,7244	O
10.	KOČÍ Roman / 1989 / 88,0 / 16	CZE	150,0	160,0	162,5	162,5	10.	162,5	100,7012	O
11.	BABIŠ Kamil / 1991 / 92,6 / 7	CZE	150,0	157,5	-160,0	157,5	11.	157,5	94,9174	O
12.	PÓL Vlastimil / 1978 / 120,0 / 21	CZE	-160,0	160,0	170,0	170,0	12.	170,0	93,6615	O
13.	BÁN Lajos / 1976 / 104,5 / 20	HUN	140,0	150,0	-160,0	150,0	13.	150,0	85,7400	O









Men Masters EQUIP

Pl.	Lifter / BY / BW / Lot	Team, nation	Benchpress				Total	GB+F/MCr	D	
			1	2	3	BP				
1.	THEUX Didier / 1958 / 87,0 / 3	FRA	-235,0	-235,0	235,0	235,0	1.	235,0	185,8948	M4
2.	KOVÁCS Lajos / 1971 / 120,2 / 14	HUN	-295,0	-295,0	300,0	300,0	2.	300,0	172,3297	M1
3.	VETTER Ulrich / 1952 / 105,2 / 16	GER	185,0	195,0	202,0 ^{CR}	202,0 ^R	3.	202,0	163,7001	M5
4.	KUDI Viktor / 1966 / 112,4 / 8	CZE	235,0	250,0	255,0	255,0	4.	255,0	158,7235	M2
5.	FREYDED Rankyn / 1975 / 188,0 / 38	ESP	-220,0	300,0	#	300,0	5.	300,0	149,1105	M1
6.	BALNER Sebastian / 1973 / 106,5 / 34	POL	220,0	230,0	-240,0	230,0	6.	230,0	133,2411	M1
7.	MRÁZ Jan / 1955 / 99,5 / 18	SVK	170,0	-190,0	-190,0	170,0	7.	170,0	132,7049	M5
8.	SURKOŠ Milan / 1964 / 82,5 / 30	SVK	120,0	130,0	-140,0	130,0	8.	130,0	94,6917	M3

Men Masters RAW

Pl.	Lifter / BY / BW / Lot	Team, nation	Benchpress				Total	GB+F/MCr	D	
			1	2	3	BP				
1.	KUPCSIK László / 1967 / 92,2 / 4	HUN	215,0	225,0	-230,5	225,0	1.	225,0	149,0823	M2
2.	BOŻYCZKO-JAŁOCHA Krzysztof / 1965 / 104,5 / 13	POL	215,0 ^{WR}	-220,0	-220,0	215,0 ^{WR}	2.	215,0	138,8702	M3
3.	KUTZSCH Frank / 1956 / 89,4 / 31	GER	152,5	158,0 ^{CR}	161,0 ^{CR}	161,0 ^{CR}	3.	161,0	130,0248	M4
4.	NIEMANN Hartmut / 1953 / 82,0 / 25	GER	137,5	145,0	-147,5	145,0	4.	145,0	128,1810	M5
5.	SUSZTAY Erik / 1972 / 124,5 / 41	SVK	207,5	215,0	-220,0	215,0	5.	215,0	121,0291	M1
6.	FREYDED Rankyn / 1975 / 188,0 / 26	ESP	240,0	-250,0	-250,0	240,0	6.	240,0	119,2884	M1
7.	GORZEDOWSKI Marcin / 1971 / 117,8 / 6	POL	195,0	#	#	195,0	7.	195,0	112,5228	M1
8.	DÖME Ondrej / 1955 / 102,1 / 12	SVK	135,0	145,0	-150,0	145,0	8.	145,0	112,0140	M5
9.	SCHOŘ Karel / 1955 / 83,4 / 42	CZE	110,0	120,0	125,0	125,0	9.	125,0	107,2251	M5
10.	BALNER Sebastian / 1973 / 106,5 / 17	POL	170,0	185,0	-195,0	185,0	10.	185,0	107,1722	M1
11.	FONYÓDY György / 1943 / 71,4 / 29	HUN	75,0	80,0	-85,0	80,0	11.	80,0	98,2490	M7
12.	ANGYAL Adrian / 1971 / 89,8 / 39	SVK	140,0	#	#	140,0	12.	140,0	89,4519	M1
13.	ŠTORA Květoslav / 1940 / 93,5 / 5	CZE	80,0	-85,0	#	80,0	13.	80,0	88,0286	M8
14.	BODNÁR Dénes / 1974 / 82,3 / 37	HUN	100,0	110,0	120,0	120,0	14.	120,0	78,2467	M1
-.	BOHOVIČ Erik / 1974 / 142,6 / 22	SVK	-240,0	-240,0	-240,0	0,0	-.	0,0	0,0000	M1

Teams points (by lifted points)

Pl.	Nation	Team	Total	GB	Points
1.	 SVK	-	1 505,0	931,6548	10 [3, 2, 1, 2, 2]
2.	 HUN	-	1 552,5	926,4821	14 [3, 3, 2, 3, 3]
3.	 CZE	-	1 412,5	821,5310	6 [2, 1, 2, 1]
4.	 POL	-	995,0	567,2106	4 [2, 2]
5.	 ESP	-	782,5	388,9299	-
6.	 FRA	-	510,0	308,4560	3 [3]
7.	 GER	-	508,0	307,9156	2 [1, 1]
8.	 UKR	-	242,5	134,9149	3 [3]

Generated by application PowerLIVE! v2.11.8 - <http://www.powerlifter.cz/PowerLIVE.aspx>